



**Cambridge Assessment International Education**  
Cambridge International General Certificate of Secondary Education

CANDIDATE  
NAME

CENTRE  
NUMBER

--	--	--	--	--

CANDIDATE  
NUMBER

--	--	--	--

\* 1 2 5 1 9 9 0 7 5 1 \*

**CHEMISTRY**

**0620/41**

Paper 4 Theory (Extended)

**May/June 2019**

**1 hour 15 minutes**

Candidates answer on the Question Paper.

No Additional Materials are required.

**READ THESE INSTRUCTIONS FIRST**

Write your centre number, candidate number and name on all the work you hand in.

Write in dark blue or black pen.

You may use an HB pencil for any diagrams or graphs.

Do not use staples, paper clips, glue or correction fluid.

DO **NOT** WRITE IN ANY BARCODES.

Answer **all** questions.

Electronic calculators may be used.

A copy of the Periodic Table is printed on page 16.

You may lose marks if you do not show your working or if you do not use appropriate units.

At the end of the examination, fasten all your work securely together.

The number of marks is given in brackets [ ] at the end of each question or part question.

This syllabus is regulated for use in England, Wales and Northern Ireland as a Cambridge International Level 1/Level 2 Certificate.

This document consists of **13** printed pages and **3** blank pages.



1 This question is about the structures of atoms and ions.

(a) Define the term *proton number*.

.....  
 ..... [2]

(b) (i) Complete the table to show the number of protons, neutrons and electrons present in atoms of  ${}^{24}_{12}\text{Mg}$  and  ${}^{26}_{12}\text{Mg}$ .

	number of protons	number of neutrons	number of electrons
${}^{24}_{12}\text{Mg}$			
${}^{26}_{12}\text{Mg}$			

[2]

(ii) What term is used to describe atoms of the same element, such as  ${}^{24}_{12}\text{Mg}$  and  ${}^{26}_{12}\text{Mg}$ ?

..... [1]

(iii) Explain why the chemical properties of  ${}^{24}_{12}\text{Mg}$  and  ${}^{26}_{12}\text{Mg}$  are the same.

.....  
 ..... [2]

(c) Complete the table to identify the atoms and ions which have the following numbers of protons, neutrons and electrons.

	number of protons	number of neutrons	number of electrons
${}^{23}_{11}\text{Na}^+$	11	12	10
	4	5	4
	17	20	18

[4]

(d) State the electronic structure of the following atom and ion.

Al .....

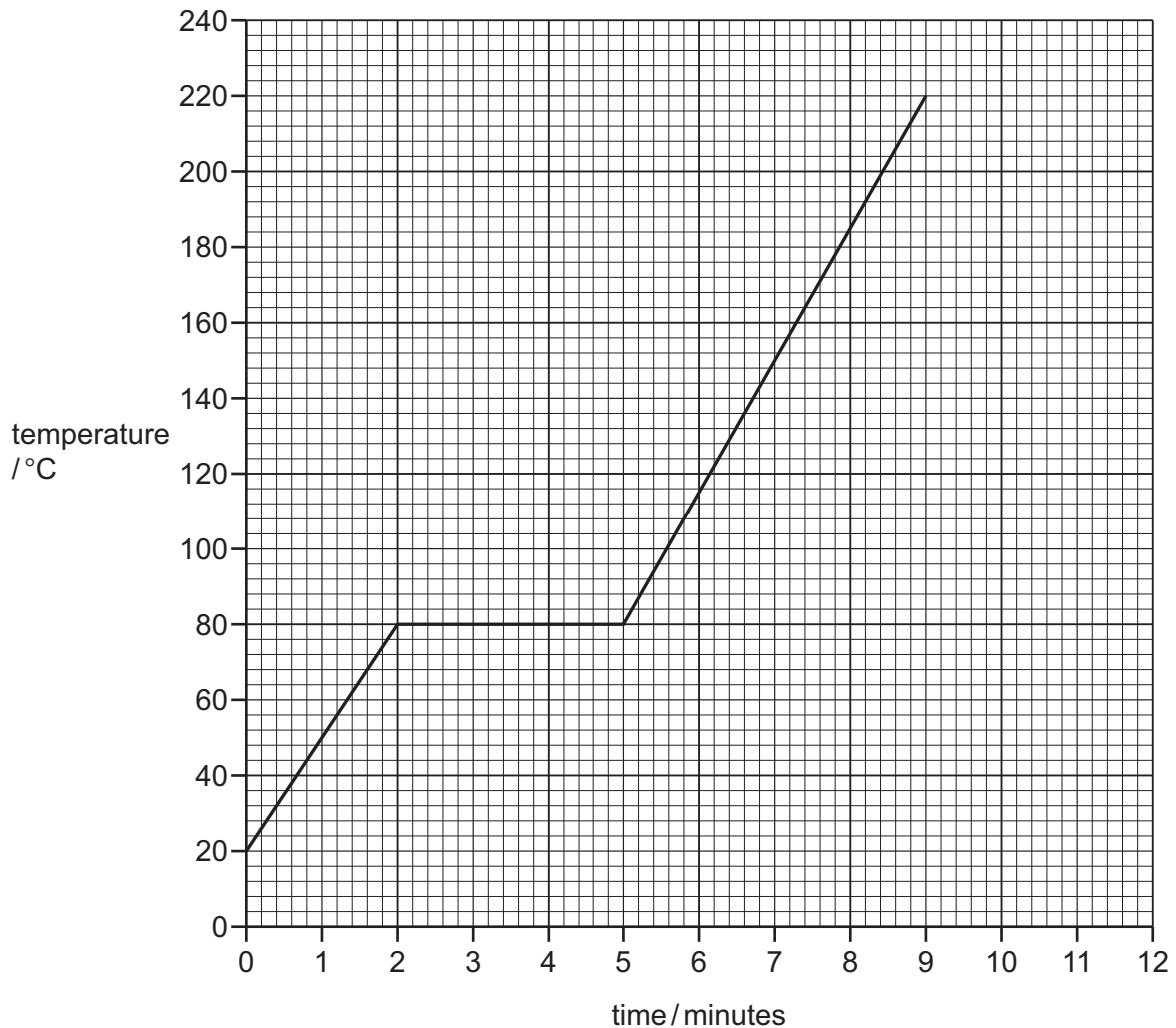
S<sup>2-</sup> .....

[2]

[Total: 13]

- 2 **Z** is a covalent substance. In an experiment, a sample of pure solid **Z** was continually heated for 11 minutes.

The graph shows how the temperature of the sample of pure **Z** changed during the first 9 minutes.



- (a) What is the melting point of pure **Z**?

..... °C [1]

- (b) The sample of pure **Z** began to boil at 9 minutes. It was boiled for 2 minutes.

Use this information to sketch on the grid how the temperature of the sample of pure **Z** changed between 9 minutes and 11 minutes. [1]

- (c) The sample of pure **Z** was continually heated between 2 minutes and 5 minutes.

Explain, in terms of attractive forces, why there was no increase in the temperature of the sample of pure **Z** between 2 minutes and 5 minutes.

.....  
 .....  
 ..... [2]

(d) Describe how the motion of particles of pure **Z** changed from 0 minutes to 2 minutes.

.....  
 ..... [2]

(e) The experiment was repeated using a solid sample of **impure Z**.

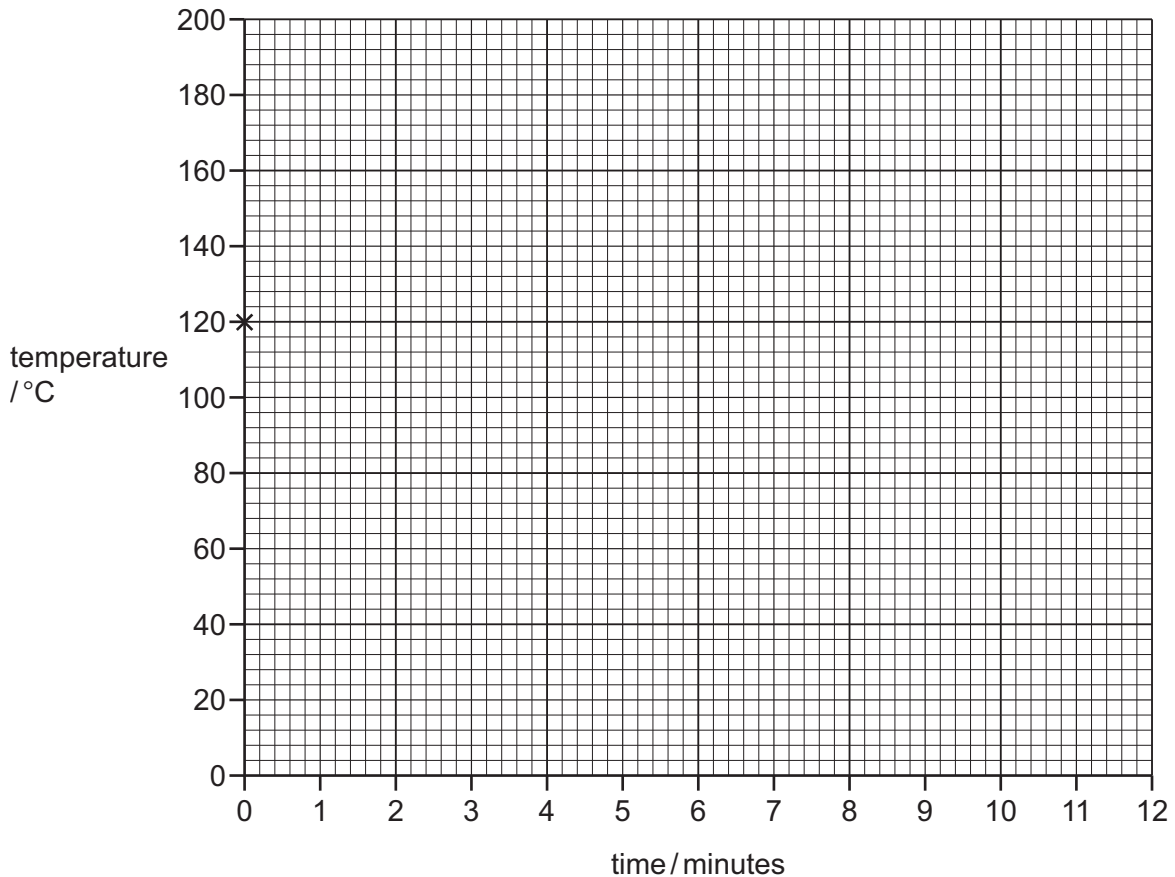
Suggest the differences, if any, in the melting point and boiling point of the sample of impure **Z** compared to the sample of pure **Z**.

melting point .....

boiling point ..... [2]

(f) A sample of pure **Z** was allowed to cool from 120 °C to 20 °C. The total time taken was 8 minutes.

Starting from point **x**, sketch on the grid how the temperature of the sample of pure **Z** changed between 0 minutes and 8 minutes.



[2]

[Total: 10]

3 Zinc and copper are elements next to each other in the Periodic Table.

(a) Zinc is obtained from zinc blende in a two-step process.

- In **step 1**, zinc blende is converted into zinc oxide.
- In **step 2**, zinc oxide is converted into zinc in a blast furnace.

Outline how each of these steps are done.

In your answer:

- give **one** chemical equation for each step
- describe how zinc is removed from the blast furnace in **step 2**.

**step 1** .....

.....

chemical equation .....

**step 2** .....

.....

chemical equation .....

removal of zinc in **step 2** .....

.....

[5]

(b) Name the alloy formed when zinc is mixed with copper.

..... [1]

(c) Copper is a transition element. It can have variable oxidation states.

State **two** other chemical properties of transition elements which make them different from Group I elements.

1 .....

2 .....

[2]

(d) A compound of copper can be used to test for water.

(i) State the full name of this compound of copper.

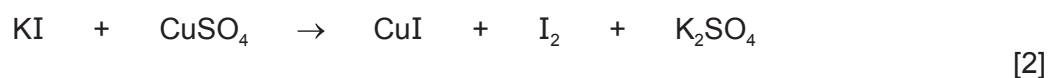
..... [1]

(ii) State the colour change that occurs when water is added to this compound of copper.

from ..... to ..... [2]

(e) Aqueous potassium iodide reacts with aqueous copper(II) sulfate to produce iodine.

(i) Balance the chemical equation for this reaction.



(ii) Deduce the charge on the copper ion in CuI.

..... [1]

(iii) In terms of electron transfer, explain why copper is reduced in this reaction.

..... [1]

(iv) Identify the reducing agent.

..... [1]

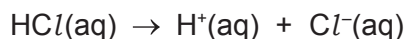
[Total: 16]

- 4 Ethanoic acid is a weak acid and hydrochloric acid is a strong acid.  
Both ethanoic acid and hydrochloric acid dissociate in aqueous solution.

(a) (i) Define the term *acid*.

..... [1]

- (ii) The chemical equation shows the changes which occur when the **strong** acid, hydrochloric acid, is added to water.



Complete the chemical equation to show the changes which occur when the **weak** acid, ethanoic acid, is added to water.

$\text{CH}_3\text{COOH(aq)}$  ..... [2]

- (b) A student does experiments to show that hydrochloric acid is a strong acid and ethanoic acid is a weak acid. The student adds an excess of hydrochloric acid and an excess of ethanoic acid to separate samples of lumps of calcium carbonate.

Only the identity of the acid is changed between the experiments. All other conditions are kept the same.

- (i) State **two** observations which would show that hydrochloric acid is a stronger acid than ethanoic acid.

1 .....

2 ..... [2]

- (ii) The student uses the same size container and checks that the pressure is the same for each experiment.

State **three** other conditions which must be kept the same to ensure fair testing.

1 .....

2 .....

3 ..... [3]



(c) Hydrochloric acid produces salts called chlorides.

Magnesium carbonate reacts with hydrochloric acid to produce magnesium chloride.



A student used  $50.00\text{ cm}^3$  of  $2.00\text{ mol/dm}^3$  hydrochloric acid in an experiment to produce magnesium chloride.

Calculate the mass, in g, of magnesium carbonate needed to react exactly with  $50.00\text{ cm}^3$  of  $2.00\text{ mol/dm}^3$  hydrochloric acid using the following steps.

- Calculate the number of moles of  $\text{HCl}$  present in  $50.00\text{ cm}^3$  of  $2.00\text{ mol/dm}^3$   $\text{HCl}$ .

..... mol

- Determine the number of moles of  $\text{MgCO}_3$  which would react with  $50.00\text{ cm}^3$  of  $2.00\text{ mol/dm}^3$   $\text{HCl}$ .

..... mol

- Calculate the relative formula mass,  $M_r$ , of  $\text{MgCO}_3$ .

$M_r$  of  $\text{MgCO}_3 = \dots\dots\dots$

- Calculate the mass of  $\text{MgCO}_3$  needed to react exactly with  $50.00\text{ cm}^3$  of  $2.00\text{ mol/dm}^3$   $\text{HCl}$ .

mass = ..... g  
[4]

- (d) A student prepares crystals of magnesium chloride by adding an excess of magnesium carbonate to 50.00 cm<sup>3</sup> of 2.00 mol/dm<sup>3</sup> hydrochloric acid.

The student filters the mixture and rinses the residue.

- (i) Why does the student add an **excess** of magnesium carbonate?

..... [1]

- (ii) Why does the student rinse the residue?

..... [1]

- (iii) Describe how the student would obtain pure crystals of magnesium chloride from the filtrate.

.....  
 .....  
 ..... [3]


- (e) Silver chloride, AgCl, is insoluble. It can be made by a precipitation reaction between aqueous barium chloride and a suitable aqueous silver salt.

- (i) What is meant by the term *precipitate*?

.....  
 ..... [2]

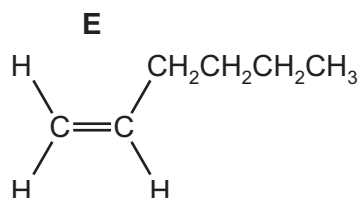
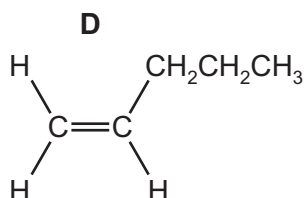
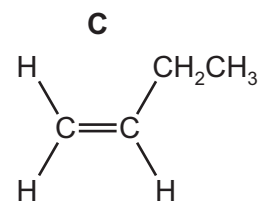
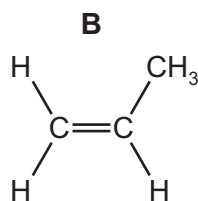
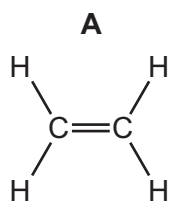
- (ii) Name a suitable silver salt to use to prepare silver chloride.  
 Complete the chemical equation to show the formation of insoluble silver chloride from aqueous barium chloride and the silver salt you have named.

name of a suitable silver salt .....



[Total: 22]

5 The structures of five alkenes, **A**, **B**, **C**, **D** and **E**, are shown.



(a) What is the general formula of alkenes?

..... [1]

(b) What is the molecular formula of alkene **D**?

..... [1]

(c) Predict which alkene, **A**, **B**, **C**, **D** or **E**, has the highest boiling point.  
Explain your answer.

alkene .....

explanation .....

..... [2]

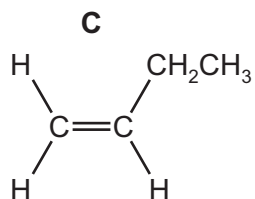
(d) Which alkene, **A**, **B**, **C**, **D** or **E**, diffuses most quickly?  
Explain your answer.

alkene .....

explanation .....

..... [2]

(e) A student added aqueous bromine to alkene **C**.



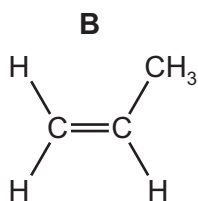
Describe the colour change seen and draw the structure of the product. Show all of the atoms and all of the bonds.

colour change from ..... to .....

structure

[2]

(f) Two different alcohols can be produced from alkene **B** by an addition reaction.



(i) Draw the structures of the **two** alcohols. Show all of the atoms and all of the bonds.

[2]

(ii) State the reagent and conditions needed to produce an alcohol from alkene **B**.

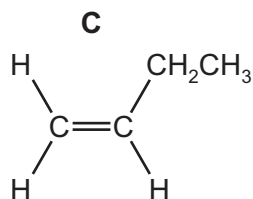
reagent .....

conditions .....

.....

[3]

(g) Alkene **C** can be converted into a polymer.



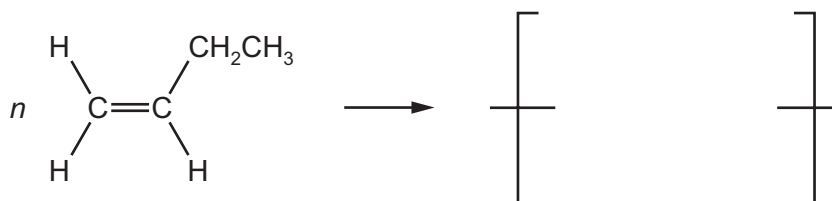
(i) What type of polymerisation occurs?

..... [1]

(ii) Suggest the name of the polymer formed.

..... [1]

(iii) Complete the chemical equation to show this polymerisation.



[3]

(iv) State the empirical formula of the polymer formed.

..... [1]

[Total: 19]



**BLANK PAGE**

---

Permission to reproduce items where third-party owned material protected by copyright is included has been sought and cleared where possible. Every reasonable effort has been made by the publisher (UCLES) to trace copyright holders, but if any items requiring clearance have unwittingly been included, the publisher will be pleased to make amends at the earliest possible opportunity.

To avoid the issue of disclosure of answer-related information to candidates, all copyright acknowledgements are reproduced online in the Cambridge Assessment International Education Copyright Acknowledgements Booklet. This is produced for each series of examinations and is freely available to download at [www.cambridgeinternational.org](http://www.cambridgeinternational.org) after the live examination series.

Cambridge Assessment International Education is part of the Cambridge Assessment Group. Cambridge Assessment is the brand name of the University of Cambridge Local Examinations Syndicate (UCLES), which itself is a department of the University of Cambridge.

## The Periodic Table of Elements

		Group																																			
I	II	III	IV	V	VI	VII	VIII																														
1	2	3	4	5	6	7	8	9	10	11	12	13	14	15	16	17	18																				
Li lithium 7	Be beryllium 9	B boron 11	C carbon 12	Al aluminium 13	Si silicon 14	P phosphorus 15	S sulfur 16	Cl chlorine 17	Ar argon 18	K potassium 19	Ca calcium 20	Sc scandium 21	Ti titanium 22	V vanadium 23	Cr chromium 24	Mn manganese 25	Fe iron 26	Co cobalt 27	Ni nickel 28	Cu copper 29	Zn zinc 30	Ga gallium 31	Ge germanium 32	As arsenic 33	Se selenium 34	Br bromine 35	Kr krypton 36										
37	38	39	40	41	42	43	44	45	46	47	48	49	50	51	52	53	54	55	56	57-71 lanthanoids	72	73	74	75	76	77	78	79	80	81	82	83	84	85	86		
Rb rubidium 85	Sr strontium 88	Y yttrium 89	Zr zirconium 90	Nb niobium 91	Mo molybdenum 92	Tc technetium 93	Ru ruthenium 94	Rh rhodium 95	Pd palladium 96	Ag silver 97	Cd cadmium 98	In indium 99	Sn tin 100	Sb antimony 101	Te tellurium 102	I iodine 103	Xe xenon 104	Cs caesium 133	Ba barium 137	La lanthanum 139	Hf hafnium 178	Ta tantalum 181	W tungsten 184	Re rhenium 186	Os osmium 190	Ir iridium 192	Pt platinum 195	Au gold 197	Hg mercury 201	Tl thallium 204	Pb lead 207	Bi bismuth 209	Po polonium 210	At astatine 210	Rn radon 222		
87	88	89-103 actinoids	104	105	106	107	108	109	110	111	112	113	114	115	116	117	118	119	120	121	122	123	124	125	126	127	128	129	130	131	132	133	134	135	136	137	138
Fr francium —	Ra radium —	Ac actinium —	Rf rutherfordium —	Db dubnium —	Sg seaborgium —	Bh bohrium —	Hs hassium —	Mt meitnerium —	Ds darmstadtium —	Rg roentgenium —	Cn copernicium —	Fl flerovium —	Uu ununseptium —	Uub ununbium —	Uut ununtrium —	Uuq ununquadium —	Uup ununpentium —	Uuq ununhexium —	Uus ununseptium —	Uuo ununoctium —	Uuh ununheptium —	Uuq ununquadium —	Uuq ununquadium —	Uuq ununquadium —	Uuq ununquadium —	Uuq ununquadium —	Uuq ununquadium —	Uuq ununquadium —	Uuq ununquadium —	Uuq ununquadium —	Uuq ununquadium —	Uuq ununquadium —	Uuq ununquadium —	Uuq ununquadium —	Uuq ununquadium —		

## Key

atomic number  
atomic symbol  
name  
relative atomic mass

1  
H  
hydrogen  
1

lanthanoids

actinoids

57	58	59	60	61	62	63	64	65	66	67	68	69	70	71
La lanthanum 139	Ce cerium 140	Pr praseodymium 141	Nd neodymium 144	Pm promethium —	Sm samarium 150	Eu europium 152	Gd gadolinium 157	Tb terbium 159	Dy dysprosium 163	Ho holmium 165	Er erbium 167	Tm thulium 169	Yb ytterbium 173	Lu lutetium 175
89	90	91	92	93	94	95	96	97	98	99	100	101	102	103
Ac actinium —	Th thorium 232	Pa protactinium 231	U uranium 238	Np neptunium —	Pu plutonium —	Am americium —	Cm curium —	Bk berkelium —	Cf californium —	Es einsteinium —	Fm fermium —	Md mendelevium —	No nobelium —	Lr lawrencium —

The volume of one mole of any gas is 24 dm<sup>3</sup> at room temperature and pressure (r.t.p.).